



Everrtech
EVERRTECH SOFTWARE PRIVATE LIMITED

iWeb Advance



Simplifying Imaging Workflow

About iWeb Advance

iWeb Advance Server PACS is a Graphical User Interface for configuration, monitoring and management of the various components of iWeb Advance Suite. It is a centralized management tool for the administrators. It is built with a rich set of mechanisms that allows an administrator to obtain an overview and/or a detailed view of the system activity and workflow. It has built in interfaces for customized reporting, study tracking and process auditing that aid the administrators to isolate and solve any possible problems in an efficient manner

The Archive is a secure, lossless DICOM archive, open-system JPEG2000 based solution designed to provide scalable storage of historical studies. Plus it is true VNA

iWeb Clinical Viewer is a web-based application designed for retrieving and viewing DICOM studies over the internet or intranet networks. It allows the user to retrieve medical images stored in the archive, display them in a web-based browser and perform basic image processing on them.

iWeb Advance has a very intuitive reporting module. It has two types of reporting modules one is ZFV & another option is thin client reporting. It is definitely comprehensive and easy for users

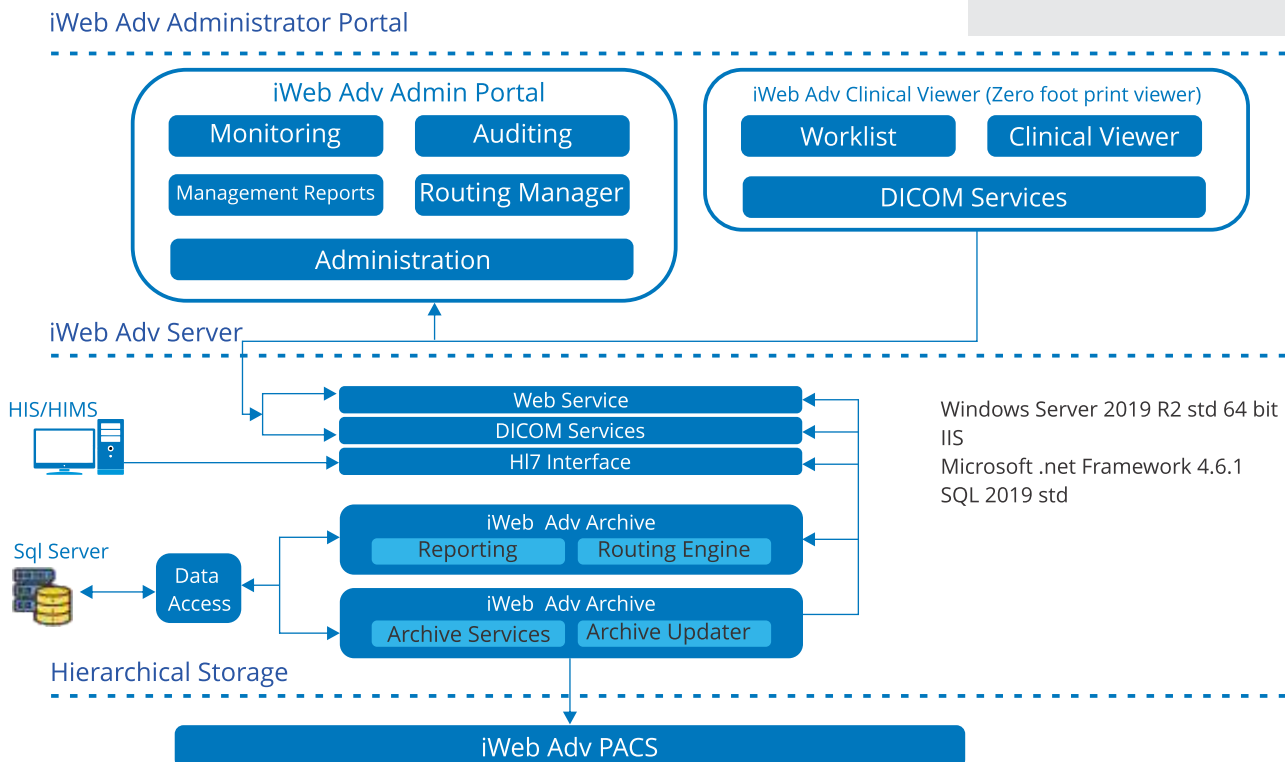
- ◆ WEB BASED
- ◆ ZERO FOOTPRINT VIEWER
- ◆ MOBILE VIEWER
- ◆ COMPREHENSIVE REPORTING PACKAGE
- ◆ SMART PRINTING ON FILM AND PAPER
- ◆ DICOM CD-DVD CREATION WITH INBUILT VIEWER



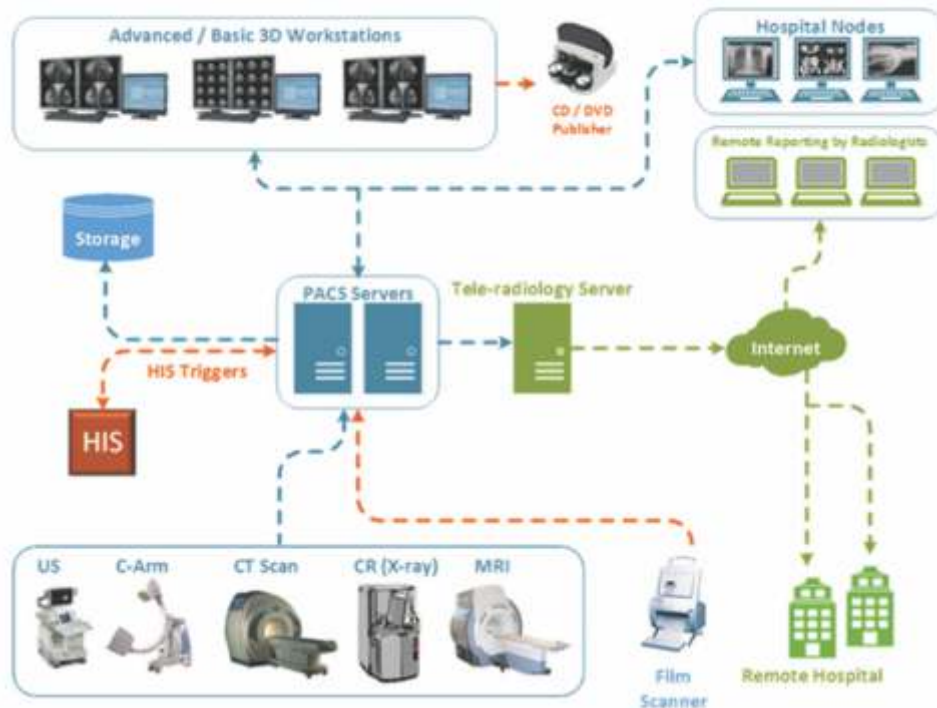
Accessibility

Gain a fast, single point of access to critical tools, patient data and images anywhere, regardless of location.

iWeb Advance Architecture Layer



Enterprise Workflow



FEATURES

DICOM SERVICES

- DICOM Store
- DICOM Media Creation
- DICOM Viewing

DICOM VIEWING

- Thin Client Viewer
- Zero Footprint Viewer supporting major browsers
- Multi Study Viewing
- All Measurements
- MPR, MIP, 3D

CLINICAL REPORTING

- Zero Footprint based reporting.
- Custom templates for reports.
- Import Existing Report Templates.

MOBILE VIEWING

- High Speed Access to images from any mobile device like tablet or smart phones
Analyze & measure critical images. Working on Mobile devices are very fast & intuitive
- Gives access to all the features required for reading the DICOM images like Window Level, Window Width, Zooming, Panning, measurements, comparing mode.

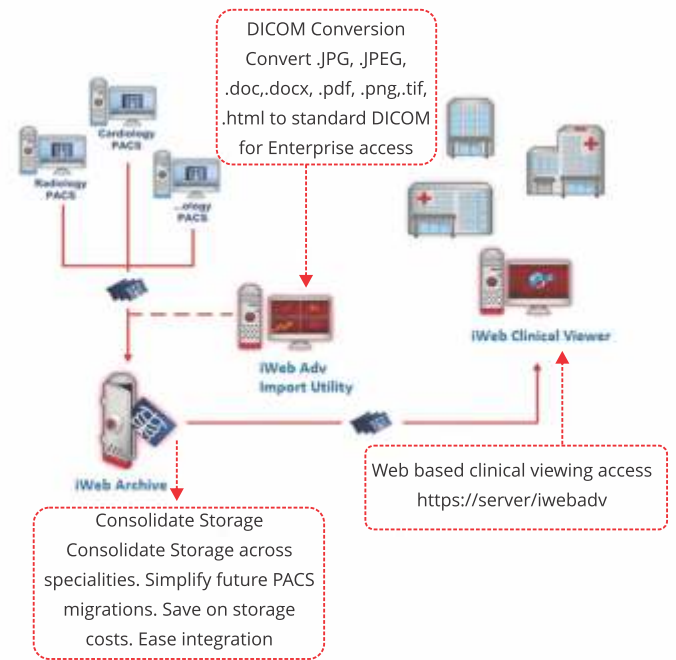
DICOM PRINTING

- Default print layouts & user defined custom print layouts.
- Print images on medical film printers or on desktop paper printers.
- Image Printing in both Color and Black & White via any Windows compatible printer.
- Print Multiple Patient Images on one page.
- Customizable film footer.
- Print patients image in the film.
- True Size Image Measurement.
- Image filters to enhance image quality with functions like Sharpness, Smoothing filter & Grid Line removal tool etc.
- Annotations & Line, Angular Measurements.
- Circular & Rectangular cropping.



Component Summary

- iWeb Advance Archive
- iWeb Advance PACS Server Software
- iWeb Advance DICOM Server Software
- iWeb Advance MWL Server Software
- iWeb Advance Routing Server Software
- iWeb Advance Reporting Module
- iWeb Advance Alerts Module
- iWeb Advance Mobility
- iWeb Advance Zero Footprint Viewer



Key Features of iWeb Advance

- Generates patient worklist based on data provided by HIS
- Centralized system for scheduling patient appointment
- Support DICOM modality worklist to different modalities available in hospital
- Reporting Tools
- Complete Web Based Reporting
- DICOM MWL (DICOM MWL SCP)
- View Images stored in PACS with Zero Footprint Viewer.
- View Images without installing any special software in the browser
- Open multiple patients at the same time in different windows
- Sort on any column in the worklist
- Show alert if two or more users have opened the same study
- STAT reads are marked and move to top of the worklist e.g. Emergency, Reported, drafted,
- Multi Monitor Support
- Multi Study Viewing
- Vendor Neutral Workstation supporting MPR, MIP & 3D
- Crosshair 3D navigation with support for CT, MR and PT modalities
- Customizable Study Work List
- Automatic Colour coding based on various statuses.
- Supports Mobile viewing



B-1006, Western Edge II, Off. Western Express Highway, Borivali (East), Mumbai - 400066, INDIA.

(P) +91 22 42325000 | (F) +91 22 43225055

(E) info@everrtech.com | (w) www.everrtech.com